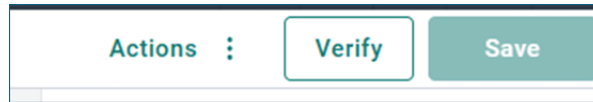


Verify Process

Last Modified on 16/07/2025 3:21 pm AEST

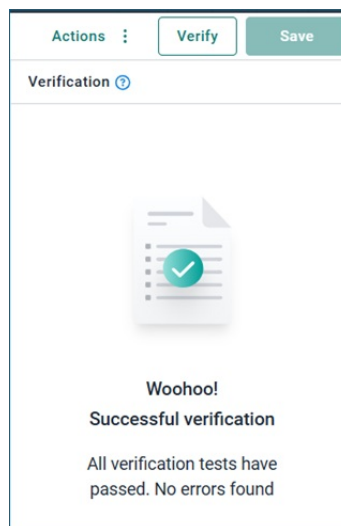
The **Verify** button in the Process Builder is used to run a verification on the selected version of a process. Its main purpose is to ensure the integrity of the process by checking its configuration against a predefined checklist. This feature helps developers catch configuration issues early and ensure only valid processes are deployed.



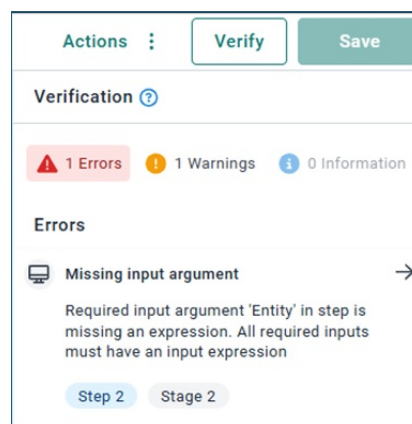
When clicked it opens the *Verification panel* and runs a validation check on the process version.

If the process has issues, it displays error cards with detailed information about each issue.

If there are no issues, a success message is shown: *"Woohoo! Successful verification! All verification tests have passed. No errors found."*



When verification is not completely successful the panel shows categorized tabs (Errors, Warnings, Information), and clicking an issue reveals the related element's properties.



Verify button availability:

- The button is enabled only when the page has no unsaved changes (i.e., not "dirty").
- It works across all version statuses: Draft, Active, and Superseded.
- If there are changes, the user must save before running verification.

Verification is also triggered before process activation. If verification fails, activation is blocked and errors are shown.