

# Release Notes for 2.126

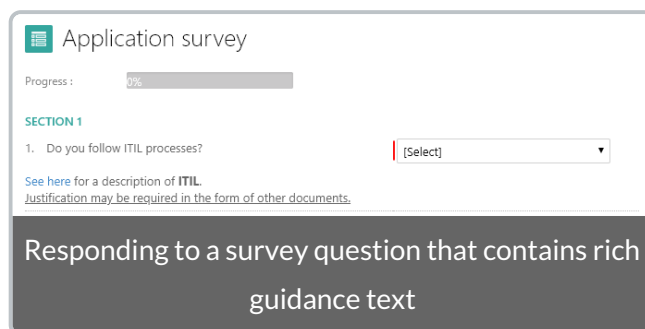
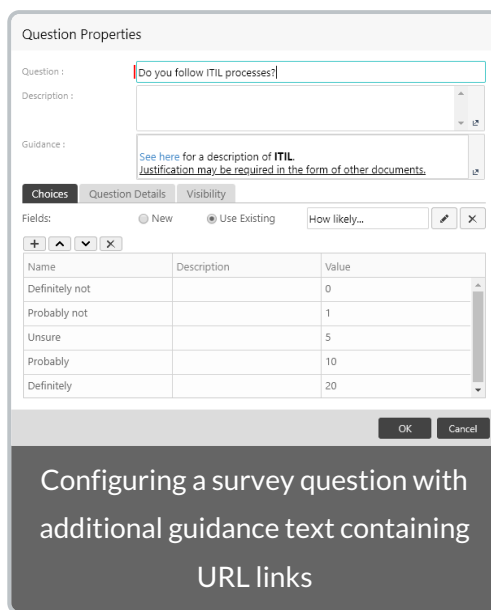
Last Modified on 18/04/2019 11:04 am AEST

ReadiNow reserves the right to update these release notes at any time.

## New Features

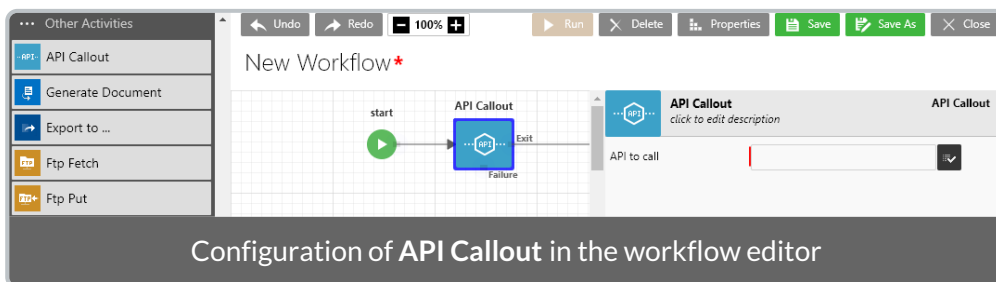
### Guidance text field for survey questions

An additional field named **Guidance** has been added to survey questions which allows rich text (including URL links) to be shown in a survey. The **Guidance** text will appear immediately below the **Question**; in the example there is a blank line in the **Guidance** text to visually separate it from the **Question** text. Please note that formatting can greatly reduce the amount of text that can be shown, especially when pasting in from another application.

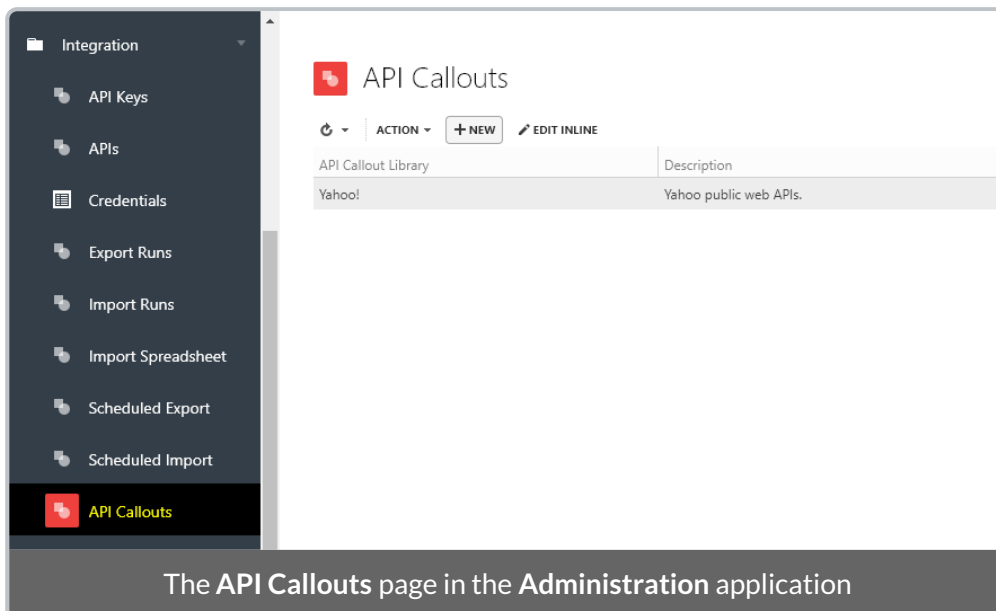


## API Callout workflow activity

API Callouts allow integration with other systems. A new workflow activity named **API Callout** has been added to Other Activities. This allows a workflow to connect to online services that have an API.

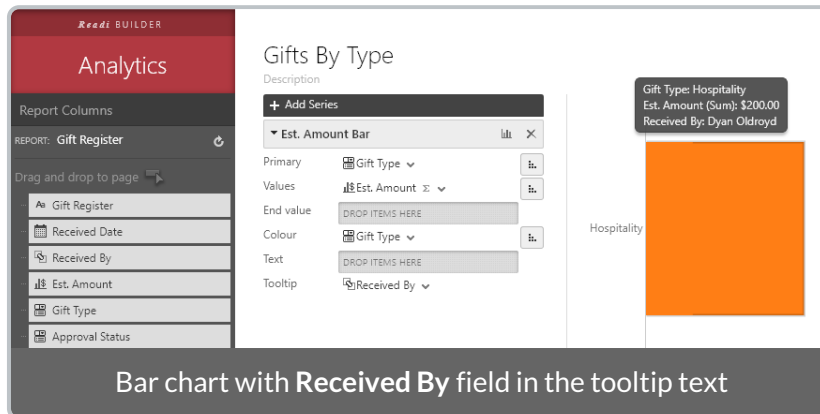


Each API that will be used in a workflow must be added to the new **API Callouts** configuration in the **Integration** section of the **Administration** application. Note that this option appears when the **Integration** section is expanded in the left panel, but does not appear in the main page of the **Administration** application.



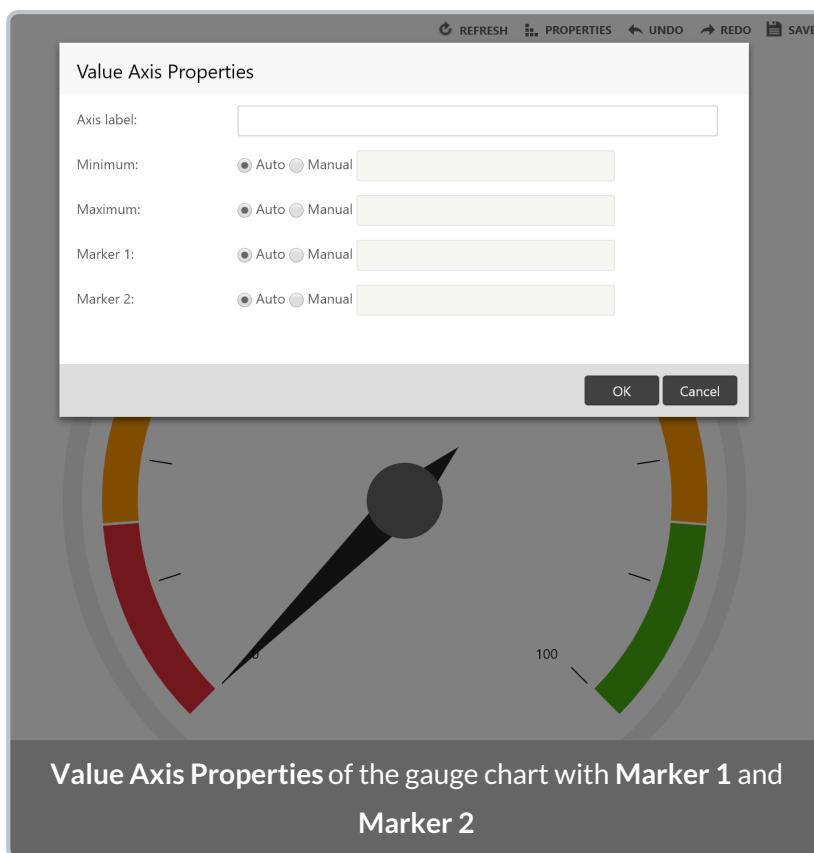
## Additional chart option for tooltip text

There is an additional configuration setting in charts called **Tooltip**. The value of any field dropped into the **Tooltip** will be added to any existing text in the tooltip.



## Configurable gauge marker thresholds

The marker thresholds for the red-orange and the orange-green transitions can be set to a predefined value in the gauge chart's **Value Axis Properties**. **Marker 1** is the red-orange threshold value and **Marker 2** is the orange-green threshold value.



## Resource Keys are calculated in the background

Resource Keys will be automatically generated or updated after being created or changed. There is a **Generating hashes** flag on **Resource Keys** which will be "No" normally but change to "Yes" while a change is being effected.

Name	Object	Merge For Imports	Application	Enabled	Generating hashes
Unique name per structure level	Structure Level		ReadiNow Core	Yes	No
Unique name per identity provider user	Identity Provider User		ReadiNow Core	Yes	No
Unique name per user account	User Account		ReadiNow Core	Yes	No
Unique IP address range	IP Address Range		ReadiNow Core	Yes	No
Unique name per user role	User Role		ReadiNow Core	Yes	No
Unique name per definition	Definition		ReadiNow Core	Yes	No
Unique name per solution	Application		ReadiNow Core	Yes	No
Unique name per structure view	Hierarchy		ReadiNow Core	Yes	No
Unique name per edit form	Custom Edit Form		ReadiNow Console	Yes	No
Unique name for organisation structure	Organisation Structure		GRC Common	Yes	No
Unique name per question ID	Choice Question		GRC Common	Yes	No

Generating hashes flags for Resource Keys

## Enhancements

### Miscellaneous

- TLS 1.0 and 1.1 has been disabled to ensure better connection security
- User Interface: The Administration application shows the object relationships of choice fields more clearly
- User Interface: The browser window title now shows the name of the open object rather than a generic action

### Bug Fixes

- Calculations: Calculated field result is blank in certain conditions
- Calculations: Log of a negative number causes the form to fail
- Calculations: The warning message is not always shown when the calculated field refers back to itself
- Charts: Bullets and numbers on a list in a rich text field are not shown in the tool tip
- Charts: The tooltip for the original chart type still shows after changing to an Area or Gauge chart
- Charts: Setting the axis minimum to a negative number can crash the browser

- Charts: Multiple dials appear in gauge charts
- Charts: Users should not be allowed to enter nonsense text into the minimum and maximum marker fields on a gauge chart
- Charts: Legend is not displayed by default
- Charts: No column is drawn in the first slot of a log chart
- Charts: OK button is clickable but has no function after not choosing a report in the 'New Chart' dialogue
- Charts: Filtering the report to display zero rows causes the chart to completely disappear
- Charts: Bar chart renders incorrectly when the primary value is an unformatted date
- Charts: Bar chart labels are badly positioned and hard to read
- Charts: Using a column with conditional icon formatting causes the chart data to go black
- Forms: Mobile users have to click twice to approve or reject a task
- Forms: An invalid calculation can be saved and render the form unusable as a result
- Forms: Hierarchy order is incorrect when a name is duplicated
- Forms: Visibility formula not working
- Reports: Cannot move a field in analyser to the bottom of the list
- Reports: A blue line appears in the builder when a column is moved
- Reports: Two or more recursive access rules can crash a report
- Reports: The placement of 'Report name' is incorrect in report properties
- Reports: 'Any Except' filter does not clear correctly
- Reports: 'Any Except' filter does not work as expected on a summarised column
- Reports: '<>' filter does not work on a relationship column if the column is summarised as 'List'
- Reports: Edit inline sometimes does not select the cell text when using arrow keys
- Reports: Diagnostic tool can be seen by self-serve users
- Reports: 'Summarise' on a report with grouping does not display the summarised results if the grouping is done on a summarised column
- Reports: Using the 'Is not defined' filter on multiple lookup/relationship fields causes an error
- Reports: Images disappear if full ownership is set on the field
- Screens: A chart filter based on 'Assign Parent' does not work in a tabbed container
- Security: A user can be directed to a blank page on their first login
- Security: Items in Navigation access are not visible for lite users after an upgrade
- User Interface: Terminology 'Mailbox' and 'Inbox' in Administration is inconsistent
- User Interface: Help text for 'Disable communication' updated
- User Interface: The click area for 'Forgot your username or password?' is too large
- User Interface: Left aligned decimal values show additional digits in the preview for 'Import Spreadsheet'

- User Interface: Dependency information is not displayed when deleting a report, screen or chart - both within the same application and across applications
  - User Interface: Some choice fields are missing the report that shows related records where the field has been used
  - User Interface: Name, Description and Last Import Date fields are duplicated in Security Audit Log Settings page
  - User Interface: A URL link to a record sometimes doesn't open the record when using SSO
  - Workflow: Modifying the schedule can cause a workflow to run twice
  - Workflow: Multiple workflows can have the same name
  - Workflow: Rich text fields are generated in HTML by the 'Generate Document' activity
  - Workflow: 'Import Spreadsheet' activity parameters should be mandatory for configuration and file
  - Workflow: Cannot clear a multi-select choice field with the 'Update' activity
-